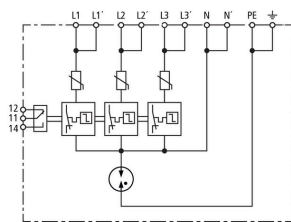


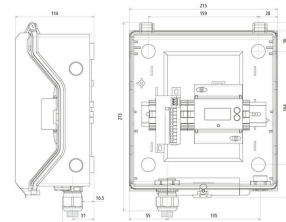
DCU EMOB 2 25 C (900 903)



Figure without obligation




Basic circuit diagram DCU EMOB 2 25 C



Junction box for e-mobility.
With energy meter and surge protection with push-in terminals for the output.

Type	DCU EMOB 2 25 C
Part No.	900 903 <small>new</small>
SPD according to EN 61643-11 / IEC 61643-11	Type 2 + Type 3 / class II + class III
Tested to	EN 61439-1 / ... IEC 61439-1
Tested to	EN 61439-2 / ... IEC 61439-2
Nominal voltage (a.c.) (U_N)	230 V (50 / 60 Hz)
Max. continuous operating voltage (a.c.) [L-N] (U_C)	275 V (50 / 60 Hz)
Max. continuous operating voltage (a.c.) [N-PE] (U_C)	255 V (50 / 60 Hz)
Max. continuous operating voltage (d.c.) (U_C)	350 V
Nominal alternating current (I_L)	25 A
Max. power	11 / 22 kW
Nominal discharge current (8/20 μ s) [L-N] (I_n)	10 kA
Max. discharge current (8/20 μ s) [L-N] (I_{max})	20 kA
Nominal discharge current (8/20 μ s) [N-PE] (I_n)	10 kA
Max. discharge current (8/20 μ s) [N-PE] (I_{max})	20 kA
Total discharge current (8/20 μ s) [L+N-PE] (I_{total})	40 kA
Combination wave [L-N]/[N-PE] (U_{OC})	20 kV
Voltage protection level [L-N] (U_P)	≤ 1.5 kV
Voltage protection level [N-PE] (U_P)	≤ 1.5 kV
Follow current extinguishing capability [N-PE] (I_e)	100 A _{rms}
Response time [L-N] (t_A)	25 ns
Response time [L/N-PE] (t_A)	100 ns
Max. mains-side overcurrent protection (series connection)	25 A gG
Max. mains-side overcurrent protection (parallel connection)	40 A gG
Short-circuit withstand capability for mains-side overcurrent protection (I_{SCCR})	6 kA _{rms}
Temporary overvoltage (TOV) [L-N] (U_T) – Characteristic	335 V / 5 sec. – withstand
Temporary overvoltage (TOV) [L-N] (U_T) – Characteristic	440 V / 120 min. – safe failure
Temporary overvoltage (TOV) [N-PE] (U_T) – Characteristic	1200 V / 200 ms – withstand
Insulation measurement	up to 500 V DC when connected
Operating state / fault indication	green / red
Cross-sectional area for push-in terminals	0.2 ... 6 mm ² solid / fine-stranded
Type of remote signalling contact	Changeover contact
Switching capacity (a.c.)	250 V / 0.5 A
Switching capacity (d.c.)	250 V / 0.1 A; 125 V / 0.2 A; 75 V / 0.5 A
Cross-sectional area for remote signalling terminals	max. 1.5 mm ² solid / fine-stranded
Place of installation	Installation in protected outdoor areas
Degree of protection	IP 65
Design	with pressure compensating element
Cover	Transparent cover with product label
Enclosure colour	grey
Input	Ölflex 5x 4 mm ² , length 1.5 m
Output	System-side connection with M25 screw connection
Enclosure dimensions (W x H x D)	217 x 253 x 115 mm
Meter	ABB (EV3 012-100)
Weight	1,54 kg
Customs tariff number (Comb. Nomenclature EU)	85371098
GTIN	4013364506206

Type	DCU EMOB 2 25 C
Part No.	900 903 
PU	1 pc(s)

We reserve the right to introduce changes in performance, configuration and technology, dimensions, weights and materials in the course of technical progress. The figures are shown without obligation.