

DG MU 3PH 480 4W+G R (908 349)

- Prewired complete unit without the need for additional surge protective devices
- High discharge capacity due to heavy-duty zinc oxide varistors (I_{max} 50 kA 8/20)
- Short-circuit current rating (SCCR) 200 kA
- ANSI/UL 1449 open-type 1 SPD



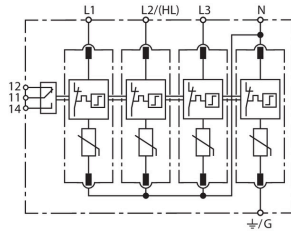
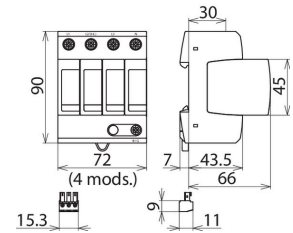


Figure without obligation



Basic circuit diagram DG MU 3PH 480 4W+G R



Dimension drawing DG MU 3PH 480 4W+G R

DIN rail mount, pluggable surge arrester consisting of a base part and plug-in protection modules for application in 3 Phase High-leg Delta Systems; has floating Form C (SPDT) remote status contacts

Type	DG MU 3PH 480 4W+G R
Part No.	908 349
SPD as per ANSI/UL 1449	Open-Type 1 SPD
SPD as per CSA-C22.2 no. 269.1	Type 4-1 Component Assembly
Nominal System Voltage [L-N] / [H-N] / [L-G] / [H-G] / [L-L] / [L-H] / [N-G] (U_N)	240 V a.c. / 416 V a.c. / 240 V a.c. / 416 V a.c. / 480 V a.c. / 480 V a.c. / 0 V a.c.
Nominal Power System Frequency	50 / 60 Hz
Max. continuous operating voltage AC [L-N] / [H-N] / [L-G] / [H-G] / [L-L] / [L-H] / [N-G]	385 V a.c. / 510 V a.c. / 565 V a.c. / 690 V a.c. / 770 V a.c. / 895 V a.c. / 180 V a.c.
Nominal discharge current (8x 20 μ s) (I_n)	20 kA
Voltage protection rating [L-N] / [H-N] / [L-G] / [H-G] / [L-L] / [L-H] / [N-G] (VPR)	1200 V _{pk} / 1500 V _{pk} / 1800 V _{pk} / 2000 V _{pk} / 2500 V _{pk} / 2500 V _{pk} / 600 V _{pk}
Max. mains-side overcurrent protection	Not needed
Short circuit current rating (SCCR)	200 kA
System type	3 Phase High Leg Delta
Operating Temperature Range (T_U)	-40°C...+85°C
Operating state / fault indication	Green = Good ; Red = Replace Module
Cross-sectional area (min.)	14 AWG / 2.5 mm ²
Cross-sectional area (max.)	4 AWG / 25 mm ²
Terminal Torque Ratings	35-45 Lbs-in
Mounting	35 mm DIN rails acc. to EN 60715
Enclosure material	thermoplastic, red, UL 94 V-0
Degree of protection	IP 20
Capacity	4 module(s), DIN 43880
Approvals	UL, CSA
Remote status contact	Floating (dry), Form C (SPDT)
Remote Status NEC Circuits	NEC Class 2 circuits only
Remote Status Wire Sizes	AWG 16-22 / 1.5 mm ² - 0.34mm ²
Remote Status Terminal Torque Ratings	3 Lbs-in
Extended technical data:	-----
Max. discharge current (8/20) (I_{max})	50 kA
Weight	438 g
Customs tariff number (Comb. Nomenclature EU)	85363030
GTIN	4013364148819
PU	1 pc(s)

We reserve the right to introduce changes in performance, configuration and technology, dimensions, weights and materials in the course of technical progress. The figures are shown without obligation.