

BCO MOD ML2 BD 12 (927 042)

- LifeCheck arrester monitoring and integrated status indication
- Two-pole protection module for optimal protection of one pair
- For installation in conformity with the lightning protection zone concept at the boundaries from $0_A -2$ and higher


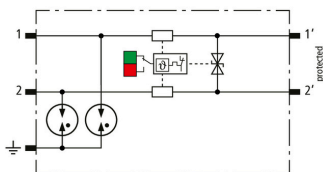
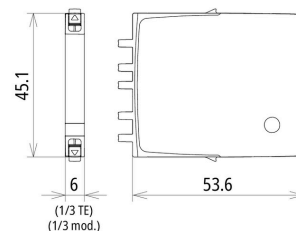


Figure without obligation



Basic circuit diagram BCO MOD ML2 BD 12



Dimension drawing BCO MOD ML2 BD 12

Protection module with a width of 6 mm for BLITZDUCTORconnect combined arrester with status indication for protecting one pair of unearthed balanced interfaces.

Type	BCO MOD ML2 BD 12
Part No.	927 042
SPD class	TYPE 4 P2
Impulse category	D1, C1, C2, C3, B2
Nominal voltage (U_N)	12 V
Max. continuous operating voltage (d.c.) (U_C)	15 V
Max. continuous operating voltage (a.c.) (U_C)	10.6 V
Nominal current at 70 °C (I_N)	0.75 A
D1 Total lightning impulse current (10/350 μ s) (I_{imp})	3 kA
D1 Lightning impulse current (10/350 μ s) per line (I_{imp})	1.5 kA
C2 Total nominal discharge current (8/20 μ s) (I_n)	10 kA
C2 Nominal discharge current (8/20 μ s) per line (I_n)	5 kA
Voltage protection level line-line for I_n C2 (U_P)	≤ 32 V
Voltage protection level line-PG for I_n C2 (U_P)	≤ 600 V
Voltage protection level line-line for I_n C1 (U_P)	≤ 32 V
Voltage protection level line-PG for I_n C1 (U_P)	≤ 600 V
Voltage protection level line-line at 1 kV/ μ s C3 (U_P)	≤ 20 V
Voltage protection level line-PG at 1 kV/ μ s C3 (U_P)	≤ 600 V
Series resistance per line	1 ohm(s)
Cut-off frequency line-line (f_C)	2.6 MHz
Capacitance line-line (C)	≤ 2.5 nF
Capacitance line-PG (C)	≤ 16 pF
Operating temperature range (T_U)	-40 °C ... +80 °C
Operating state / fault indication	green / red
Degree of protection (with plugged-in protection module)	IP 20
Plugs into	BCO base part
Earthing via	BCO base part
Enclosure material	polyamide PA 6.6
Colour	yellow
Test standards	IEC 61643-21 / EN 61643-21
Approvals	UL 497B, CSA, ATEX, IECEx, CCC, SIL
SIL classification	up to SIL3 ¹⁾
ATEX approvals	TÜV 20 ATEX 8527 X: II 3G Ex ec IIC T4 Gc
IECEx approvals	IECEx TUR 20.0063X: Ex ec IIC T4 Gc
China Compulsory Certification	CCC no. 2021312304001192
Extended technical data:	-----
– Max. discharge current (8/20 μ s) [1/2 - PG], [1+2 - PG] (I_{max})	20 kA
– Discharge current (8/20 μ s) [1/2 - PG], [1+2 - PG]	10 kA (10x)
– Voltage protection level line-PG at 1 kV/ μ s C3 after being subjected to I_{max} (U_P)	≤ 600 V
Weight	14 g
Customs tariff number (Comb. Nomenclature EU)	85363010
GTIN	4013364410152
PU	1 pc(s)

¹⁾ For details, see: www.dehn-international.com

We reserve the right to introduce changes in performance, configuration and technology, dimensions, weights and materials in the course of technical progress. The figures are shown without obligation.